









- If you have time and if it is your first visit, try and give the children some context using the teachers' notes on 'What is a Heath?' and 'Why Pebblebed Heaths are Special?' 
- Make sure you have read/printed off any resources from the website that you want to use on the day.
- If you have something specific that you need to cover as part of your class topic please let us know as soon as possible so that we can make sure we have the correct resources available.
- The site is open to the general public and other stakeholders, so make sure your risk assessment reflects this with your adult to child ratios. Other stakeholders include the local Marines regiment; look out for them in their camouflage, they are soldiers training to protect our country so don't stray too close! This rarely conflicts with public use but be aware and follow any instructions from RM personnel or signage. 
- Walking is generally rough underfoot so make sure all your party have stout shoes and/or wellies. 

- Sun screen and sun hats are essential as the heathland is open with little shade or shelter, also long trousers and long sleeves provide the best protection against prickly plants and reduces the risk of ticks. Alternatively, depending on the weather forecast, warm layers and waterproofs. 
- There are no bins so all lunch refuse must be taken home (including apple cores etc). 
- There are usually no toilets on site, but see accompanying notes - 'Wild Toileting Guidelines' - with advice about how this is managed with a larger group.
- The ground and pathways are unsuitable for wheelchairs or pushchairs. Please seek guidance from the Estate Office team when you are planning a visit so that we can advise on more accessible areas. 

● **Charge cameras and enjoy!**

